

# CAL Fixed Income Opportunities Fund



This Fact Sheet provides a summary of the information about the investment policy, risks, return and conditions of the Fund. Investors should study the information provided in this Fund fact Sheet as well as in the trust deed in detail before making the decision to invest. When in doubt, the investor should consult the fund manager to clarify before subscribing to investment units. Investors should invest only when it is deemed that the investment meets the investors' investment objectives and the investor is able to accept the risks that may occur from such investment.

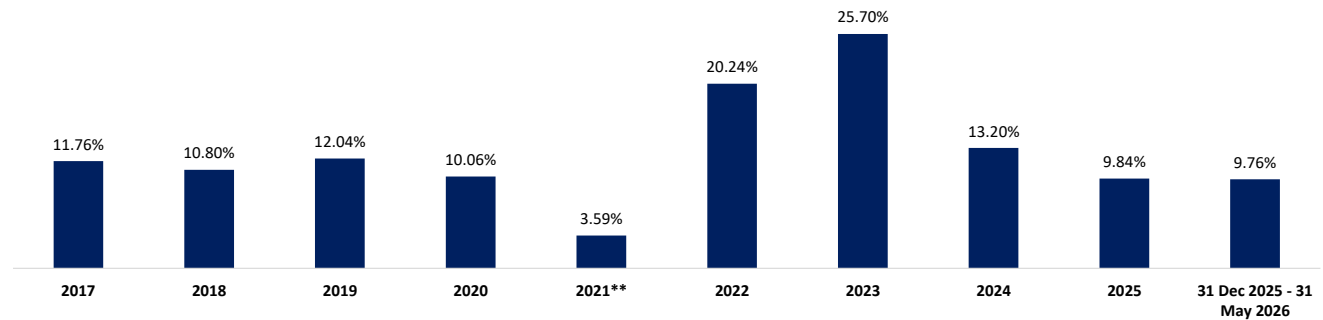
<b>Fund Type</b>	Fixed Income Fund	<b>Fund Regulated by</b>	Securities Exchange Commission
<b>Trustee</b>	Hatton National Bank	<b>Subscription &amp; Redemption Period</b>	Every working day during 8:30 –16:30
<b>Fund Manager</b>	Capital Alliance Investments Limited	<b>Fund Value on 31 May 2026</b>	LKR 80.3 Billion
<b>Inception Date*</b>	23-Mar-2022	<b>Minimum Initial Investment</b>	LKR 100

\* The CAL Fixed Income Opportunities Fund was re-launched on 23rd Mar 2022.

## Fund Performance

**\*Past performance is not a guarantee of future performance\***

The year to date annualized Return is 9.76% (31 Dec 2025 - 31 May 2026). It tells investors what the fund would yield in a year, based on the returns earned year to date.

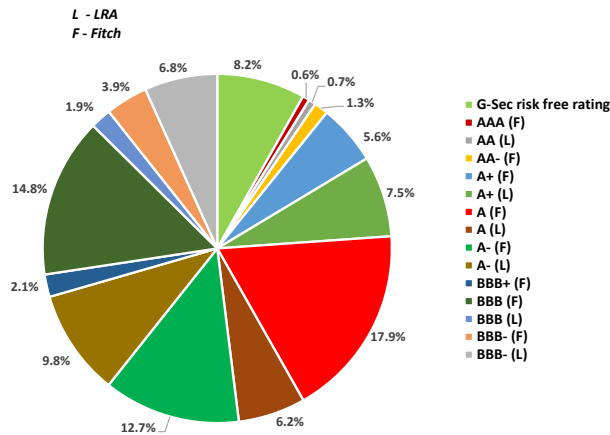


\*Returns are calculated after deducting all expenses

\*\*The Fund was dormant throughout 2021

## Investment Mix

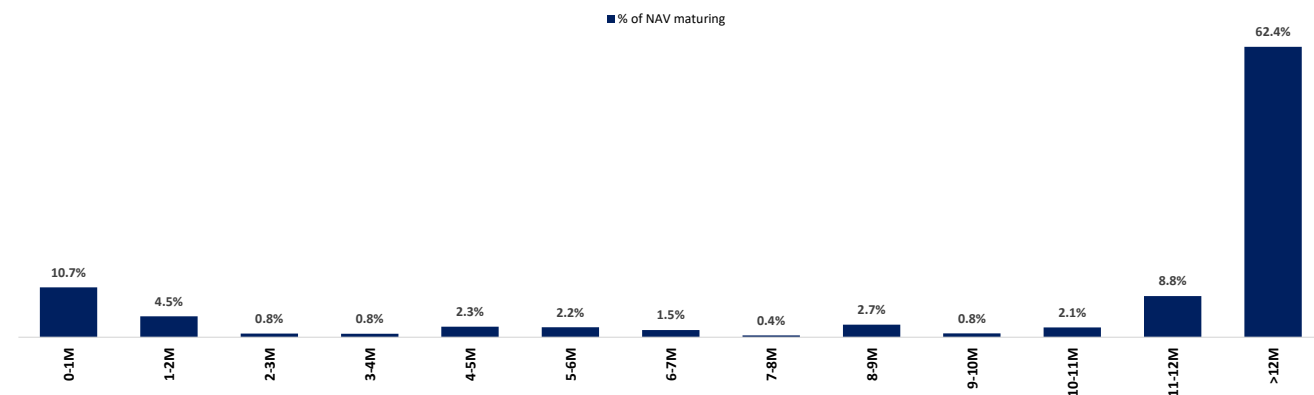
### Credit Profile



### Issuer Exposures

Issuer	LKR Bn	Percentage of Net Asset Value
L B Finance PLC	9.4	11.7%
People's Leasing & Finance PLC	9.0	11.2%
Vallibel Finance PLC	7.7	9.6%
Citizens Development Business Finance PLC	7.0	8.7%
Government Securities/Repos	6.1	7.6%
LOLC Finance PLC	5.9	7.3%
Commercial Credit & Finance PLC	3.5	4.4%
LOLC Holdings PLC	3.4	4.3%
Pan Asia Banking Corporation PLC	3.2	4.0%
Mercantile Investment And Finance Plc	3.1	3.8%
Asia Asset Finance PLC	3.0	3.7%
Siyapatha Finance PLC	2.3	2.9%
Capital Alliance Plc	2.1	2.6%
Asiri Hospital Holdings PLC	1.8	2.2%
Singer Finance (Lanka) PLC	1.6	2.0%
Alliance Finance Company PLC	1.5	1.9%
Seylan Bank PLC	1.4	1.7%
Senkadagala Finance PLC	1.4	1.7%
HNB Finance PLC	1.3	1.6%
Central Finance Company Plc	1.1	1.4%
Sampath Bank PLC	1.0	1.3%
Assetline Finance Limited	0.5	0.7%
Fixed Income Investment I (Pvt) Ltd	0.5	0.7%
Abans Finance PLC	0.5	0.7%
George Stuart & Company Ltd	0.5	0.6%
Hayleys PLC	0.5	0.6%
First Capital Treasuries PLC	0.4	0.5%
Richard Pieris Finance Ltd	0.4	0.4%
Cash	0.3	0.3%
Net receivable/(payable)	0.0	0.0%
<b>Total</b>	<b>80.3</b>	<b>100.0%</b>

### Maturity Profile



\*The graph above does not portray the interest reset dates and liquidity; instead, it solely displays the final maturity date of the instruments in which the fund has invested

#### Key risks of the fund

Investment in units is not a cash deposit and is not under the protection of the Deposit Insurance Scheme. Therefore, there is risk that investors may not receive the entire investment amount. Eg: Default by issuers of the securities in the case that the issuer cannot pay the principal and interest as specified.

#### Instruments that the fund can invest in

- Treasury bills, treasury bonds and other securities issued by the Government of Sri Lanka
- Debentures, securitised papers and other fixed income corporate debt securities
- Repurchase Agreements
- Deposits in Licensed Commercial Banks or Licensed Specialised Banks or registered finance companies

#### Fees charged to the Fund

Management Fee	0.50% of NAV
Custodian Fee	240,000 per annum
Trustee Fee	0.13% of NAV
Other expenses	1,965,197 per annum

#### Fees charged to the Investor

Front End Fee	None
Back End Fee	None
Switching Fee	None
Unit Transfer Fee	None
Early Redemption Fee	None

More information can be found in CALFIQF Key Investor Information Document or contact CAL Investments (Pvt) Ltd : No. 46/58, Nawam Mawatha, Colombo 2, Sri Lanka  
Email: [investments@cal.lk](mailto:investments@cal.lk) Tel: +94 11 2317777