

CAL Fixed Income Opportunities Fund



This Fact Sheet provides a summary of the information about the investment policy, risks, return and conditions of the Fund. Investors should study the information provided in this Fund fact Sheet as well as in the trust deed in detail before making the decision to invest. When in doubt, the investor should consult the fund manager to clarify before subscribing to investment units. Investors should invest only when it is deemed that the investment meets the investors' investment objectives and the investor is able to accept the risks that may occur from such investment.

Fund Type	Fixed Income Fund	Fund Regulated by	Securities Exchange Commission
Trustee	Hatton National Bank	Subscription & Redemption Period	Every working day during 8:30 –16:30
Fund Manager	Capital Alliance Investments Limited	Fund Value on 30 April 2025	LKR 72.4 Billion
Inception Date*	23-Mar-2022	Minimum Initial Investment	LKR 100

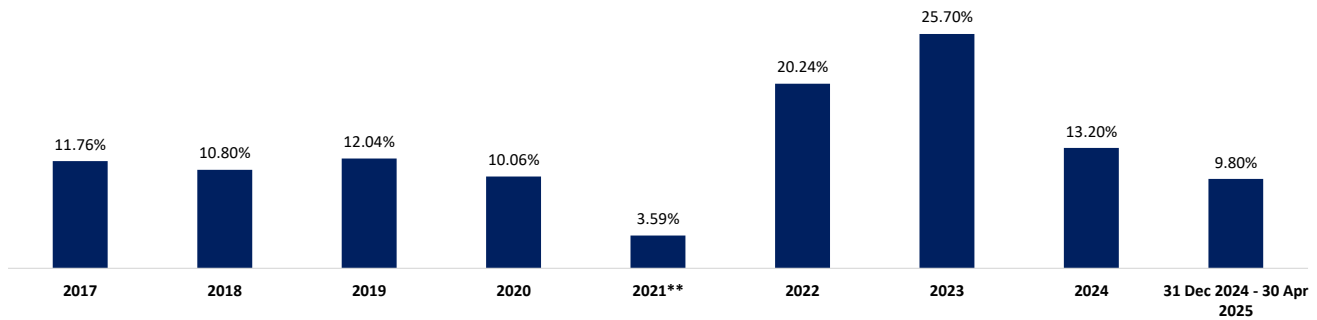
* The CAL Fixed Income Opportunities Fund was re-launched on 23rd Mar 2022.

Fund Performance

Past performance is not a guarantee of future performance

The year to date Return is 9.80% (31 Dec 2024 - 30 April 2025). It tells investors what the fund would yield in a year, based on the returns earned year to date.

■ Return

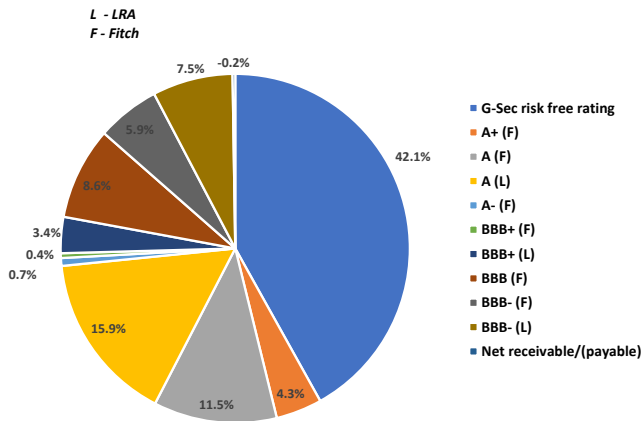


*Returns are calculated after deducting all expenses

**The Fund was dormant throughout 2021

Investment Mix

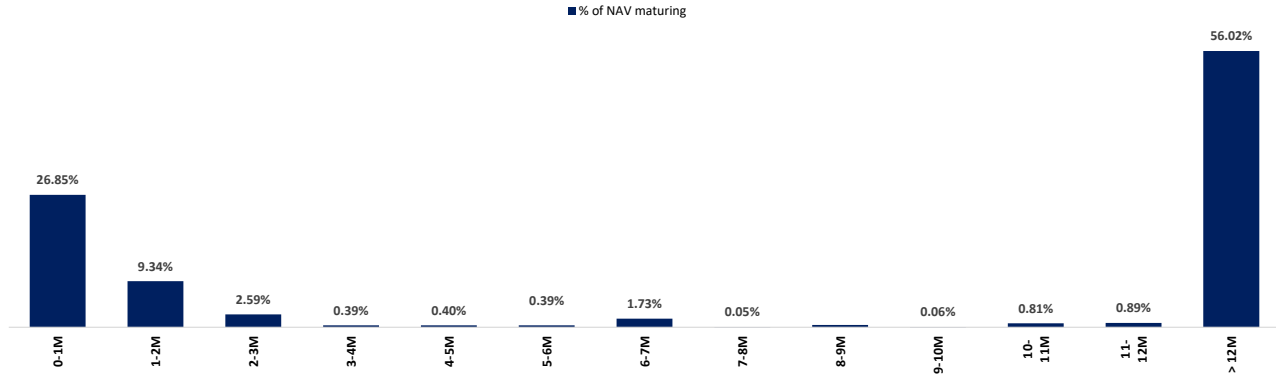
Credit Profile



Issuer Exposures

Issuer	LKR Bn	Percentage of Net Asset Value
Government Securities/Repos	20.4	28.1%
LOLC Finance PLC	6.4	8.9%
Fixed Income Investment II (Pvt) Ltd	5.4	7.5%
Citizens Development Business Finance PLC	4.9	6.7%
Fixed Income Investment I (Pvt) Ltd	4.7	6.5%
Mercantile Investments and Finance PLC	4.2	5.9%
LOLC Holdings PLC	3.3	4.6%
Alliance Finance Company PLC	2.9	4.0%
Asiri Hospital Holdings PLC	2.5	3.4%
Vallibel Finance PLC	2.4	3.4%
Siyapatha Finance PLC	2.1	2.9%
People's Leasing & Finance PLC	2.1	2.9%
HNB Finance PLC	2.0	2.7%
Asia Asset Finance PLC	1.7	2.4%
Seylan Bank PLC	1.4	1.9%
Senkadagala Finance PLC	1.3	1.9%
Richard Pieris Finance Ltd	1.1	1.6%
Sampath Bank PLC	1.0	1.4%
First Capital Holdings PLC	0.8	1.1%
Abans Finance PLC	0.5	0.7%
George Stewart & Company Ltd	0.5	0.7%
First Capital Treasuries PLC	0.4	0.6%
Singer Finance (Lanka) PLC	0.3	0.4%
Cash	0.1	0.1%
Net receivable/(payable)	-0.2	-0.2%
Total	72.4	100.0%

Maturity Profile



*The graph above does not portray the interest reset dates and liquidity; instead, it solely displays the final maturity date of the instruments in which the fund has invested

Key risks of the fund

Investment in units is not a cash deposit and is not under the protection of the Deposit Insurance Scheme. Therefore, there is risk that investors may not receive the entire investment amount. Eg: Default by issuers of the securities in the case that the issuer cannot pay the principal and interest as specified.

Instruments that the fund can invest in

- Treasury bills, treasury bonds and other securities issued by the Government of Sri Lanka
- Debentures, securitised papers and other fixed income corporate debt securities
- Repurchase Agreements
- Deposits in Licensed Commercial Banks or Licensed Specialised Banks or registered finance companies

Fees charged to the Fund

Management Fee	0.50% of NAV
Custodian Fee	240,000 per annum
Trustee Fee	0.13% of NAV
Other expenses	1,965,197 per annum

Fees charged to the Investor

Front End Fee	None
Back End Fee	None
Switching Fee	None
Unit Transfer Fee	None
Early Redemption Fee	None

More information can be found in CALFIOF Key Investor Information Document or contact CAL Investments (Pvt) Ltd : No. 46/58, Nawam Mawatha, Colombo 2, Sri Lanka
Email: investments@cal.lk Tel: +94 11 2317777