

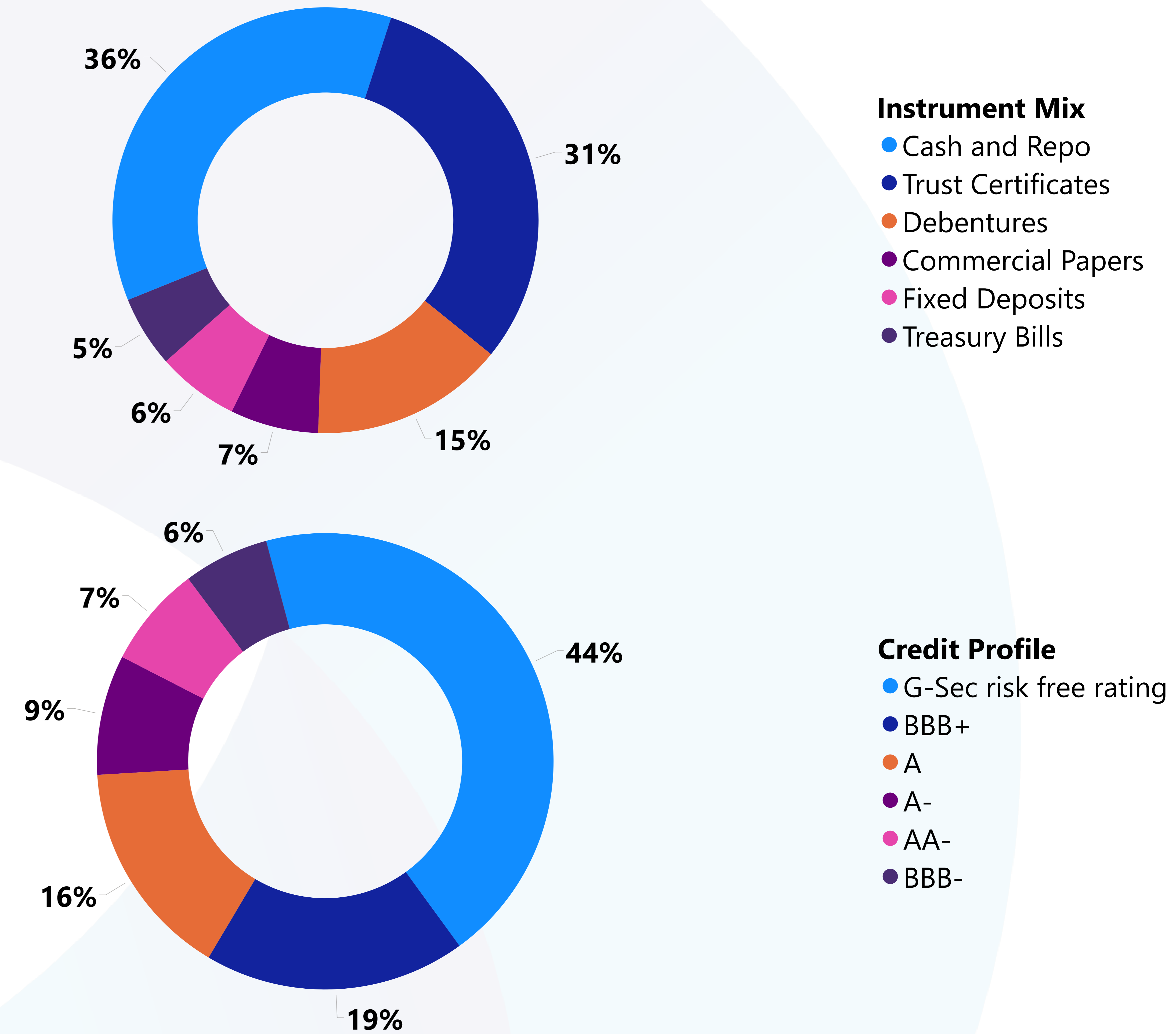
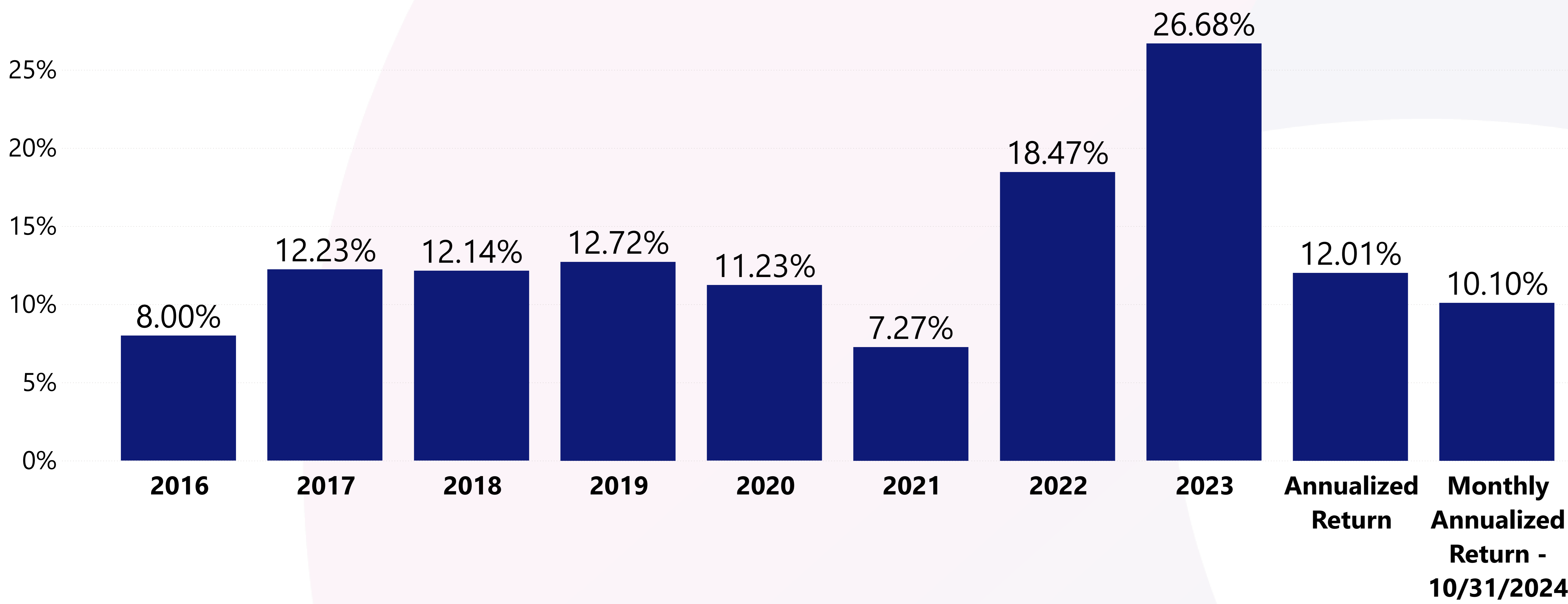
This Fact Sheet provides a summary of the information about the investment policy, risks, return and conditions of the Fund. Investors should study the information provided in this Fund fact Sheet as well as in the trust deed in detail before making the decision to invest. When in doubt, the investor should consult the investor contact to clarify before subscribing to investment units. Investors should invest only when it is deemed that the investment meets the investors' investment objectives and the investor is able to accept the risks that may occur from such investment.

Fund Type	Fixed Income Fund	Fund Regulated by	Securities Exchange Commission	Trustee	Hatton National Bank	Subscription & Redemption Period	Weekdays 8:30 –16:30
Fund Manager	Capital Alliance Investments Limited	Fund Value on 31 October, 2024	LKR 58.22bn	Inception Date*	15-08-2013	Minimum Initial Investment	LKR 100

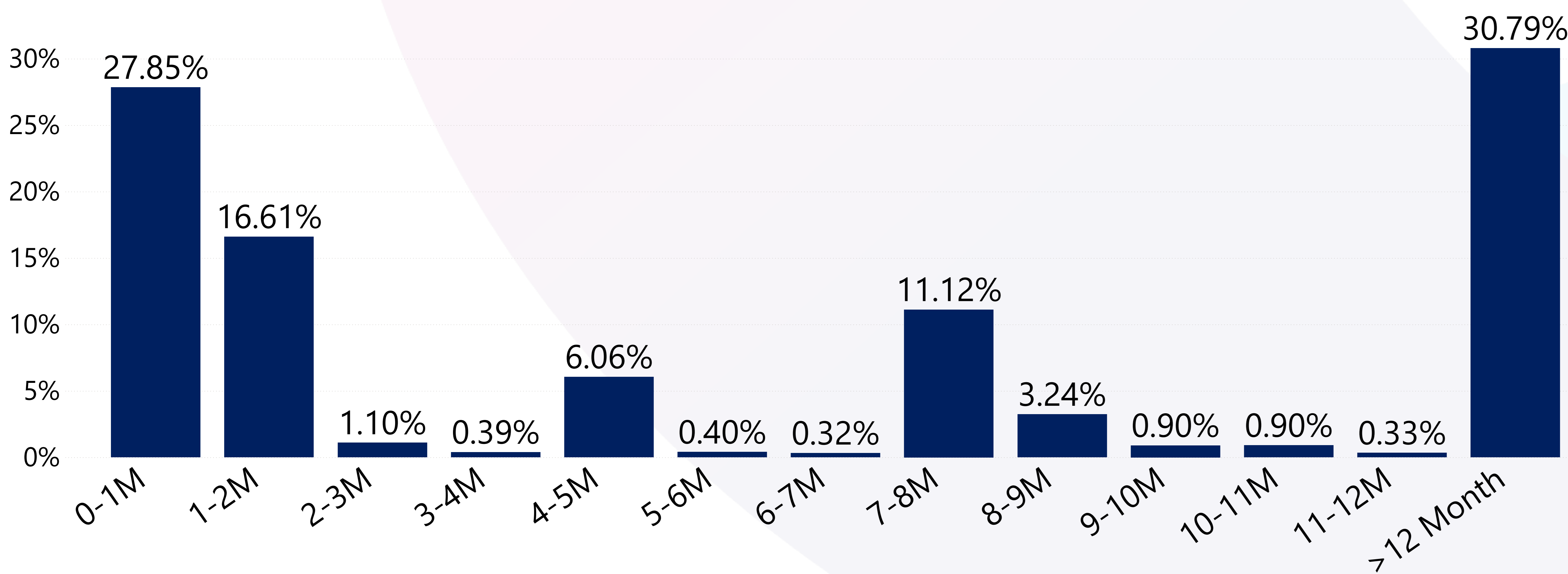
Fund Performance

Past performance is not a guarantee of future performance

The year to date Return is 12.01% (31-Dec-23 - 31-Oct-24). It tells investors what the fund would yield in a year, based on the returns earned year to date. Monthly return annualized for 31-Oct-24 is 10.10%



Maturity Profile



Key risks of the fund

Investment in units is not a cash deposit and is not under the protection of the Deposit Insurance Scheme. Therefore, there is risk that investors may not receive the entire investment amount. Eg: Default by issuers of the securities in the case that the issuer cannot pay the principal and interest as specified

Instruments that the fund can invest in

- Treasury bills, treasury bonds and other securities issued by the Government of Sri Lanka
- Debentures, securitised papers and other fixed income corporate debt securities
- Repurchase Agreements
- Deposits in Licensed Commercial Banks or Licensed Specialised Banks or registered finance companies

Fees charged to the fund

Management Fee	0.75% of NAV
Custodian Fee	240,000 per annum
Trustee Fee	0.13% of NAV
Other expenses	664,651 per annum

*The graph above does not portray the interest reset dates and liquidity; instead, it solely displays the final maturity date of the instruments in which the fund has invested